

Name of the Company : ARSHIYA INTERNATIONAL LTD

Script Code, Name of the scrip, class of security :

Quarter ended : 31/03/2011


Partly paid-up shares :-	No. of partly paid-up shares	As a % of total no. of partly paid-up shares	As a % of total no. of shares of the company
Held by promoter/ promoter group		0.00	0.00
Held by public		0.00	0.00
Total (D)	0	0.00	0.00
Outstanding convertible securities	No. of outstanding securities	As a % of total no. of outstanding convertible securities	As a % of total no. of shares of the company, assuming full conversion of the convertible securities
Held by promoter/ promoter group		0.00	0.00
Held by public		0.00	0.00
Total (E)	0	0.00	0.00
Warrants	No. of Warrants	As a % of total no. of Warrants	As a % of total no. of shares of the company, assuming full conversion of warrants
Held by promoter/ promoter group		0.00	0.00
Held by public		0.00	0.00
Total (F)	0	0.00	0.00
Total paid-up capital of the company, assuming full conversion of warrants convertible securities Total (A+B+C)+ D+E+F)	58829472.00		100.00

□




Statement Showing Shareholding Pattern

Category Code	Category of Shareholder	Number of Shareholders	Total Number Of Shares	Number of Shares held in Dematerialised form	Total Shareholding as a percentage of total number of shares		Shares Pledged or otherwise encumbered	
					As a Percentage of (A+B)	As a Percentage of (A+B+C)	Number of shares	As a percentage
(I)	(II)	(III)	(IV)	(V)	(VI)	(VII)	(VIII)	(IX)= (VIII)/(IV) *100
(A) Shareholding of Promoter and Promoter Group2								
1. INDIAN								
(a)	INDIVIDUAL / HUF	1	25414710	25414710	43.2006	43.2006	7380000	29.04
	DIRECTORS / RELATIVES	0	0	0	0.0000	0.0000	0	0.00
(b)	CENTRAL / STATE GOVERNMENT(S)	0	0	0	0.0000	0.0000	0	0.00
(c)	BODIES CORPORATE	0	0	0	0.0000	0.0000	0	0.00
(d)	FINANCIAL INSTITUTIONS / BANKS	0	0	0	0.0000	0.0000	0	0.00
(e)	GROUP COMPANIES	0	0	0	0.0000	0.0000	0	0.00
(f)	ANY OTHERS(Specify)	0	0	0	0.0000	0.0000	0	0.00
SUB TOTAL (A)(1) :		1	25414710	25414710	43.2006	43.2006	7380000	29.04
2. FOREIGN								
(a)	BODIES CORPORATE	0	0	0	0.0000	0.0000	0	0.00
(b)	GROUP COMPANIES	0	0	0	0.0000	0.0000	0	0.00
(c)	INDIVIDUAL	0	0	0	0.0000	0.0000	0	0.00
(d)	INSTITUTIONS	0	0	0	0.0000	0.0000	0	0.00
(e)	ANY OTHERS(Specify)	0	0	0	0.0000	0.0000	0	0.00
SUB TOTAL (A)(2) :		0	0	0	0.0000	0.0000	0	0.00
Total holding for promoters								
(A)=(A)(1) + (A)(2)		1	25414710	25414710	43.2006	43.2006	7380000	29.04
(B) Public shareholding								
1. INSTITUTIONS								
(a)	CENTRAL / STATE GOVERNMENT(S)	0	0	0	0.0000	0.0000	0	0.00
(b)	FINANCIAL INSTITUTIONS / BANKS	1	500	500	0.0008	0.0008	0	0.00
(c)	MUTUAL FUNDS / UTI	3	1659374	1659374	2.8207	2.8207	0	0.00
(d)	VENTURE CAPITAL FUNDS	0	0	0	0.0000	0.0000	0	0.00
(e)	INSURANCE COMPANIES	0	0	0	0.0000	0.0000	0	0.00
(f)	FII'S	9	9535568	9535568	16.2088	16.2088	0	0.00
(g)	FOREIGN VENTURE CAPITAL	0	0	0	0.0000	0.0000	0	0.00
(h)	TRUSTS	0	0	0	0.0000	0.0000	0	0.00
(i)	ANY OTHERS(Specify)	0	0	0	0.0000	0.0000	0	0.00



Statement Showing Shareholding Pattern

Category Code	Category of Shareholder	Number of Shareholders	Total Number Of Shares	Number of Shares held in Dematerialised form	Total Shareholding as a percentage of total number of shares		Shares Pledged or otherwise encumbered	
					As a Percentage of (A+B)	As a Percentage of (A+B+C)	Number of shares	As a percentage
(I)	(II)	(III)	(IV)	(V)	(VI)	(VII)	(VIII)	(IX)= (VIII)/(IV) *100
SUB TOTAL (B)(1) :		13	11195442	11195442	19.0303	19.0303	0	0.00
B 2. Non-institutions								
(a)	BODIES CORPORATE	299	5494190	5494190	9.3392	9.3392	0	0.00
(b)	INDIVIDUAL (CAPITAL UPTO TO Rs. 1 Lakh)	4430	2806366	2441465	4.7703	4.7703	0	0.00
(ii)	(CAPITAL GREATER THAN Rs. 1 Lakh)	19	6196527	6196527	10.5330	10.5330	0	0.00
(c)	TRUSTS	0	0	0	0.0000	0.0000	0	0.00
(d)	ANY OTHERS							
(i)	CLEARING MEMBER	34	13910	13910	0.0236	0.0236	0	0.00
(ii)	DIRECTORS / RELATIVES	8	132040	132040	0.2244	0.2244	0	0.00
(iii)	EMPLOYEE	26	43814	43814	0.0745	0.0745	0	0.00
(iv)	FOREIGN NATIONALS	9	1145000	295000	1.9463	1.9463	0	0.00
(a)	NON RESIDENT INDIANS (NRI)	0	0	0	0.0000	0.0000	0	0.00
(b)	NON RESIDENT INDIANS (REPAT)	113	670707	670707	1.1401	1.1401	0	0.00
(c)	NON RESIDENT INDIANS (NON REPAT)	0	0	0	0.0000	0.0000	0	0.00
(v)	OVERSEAS BODIES CORPORATES	7	5716766	618276	9.7175	9.7175	0	0.00
(vi)	PERSONS ACTING IN CONCERT	0	0	0	0.0000	0.0000	0	0.00
(vii)	ANY OTHERS(Specify)	0	0	0	0.0000	0.0000	0	0.00
SUB TOTAL (B)(2) :		4945	22219320	15905929	37.7690	37.7690	0	0.00
Total Public Shareholding (B)=(B)(1) + (B)(2)		4958	33414762	27101371	56.7994	56.7994	0	0.00
Total (A) + (B) :		4959	58829472	52516081	100.0000	100.0000	7380000	12.54
(C) Shares held by Custodians and against which Depository Receipts have been issued								
(i)	Promoter and Promoter Group	0	0	0	0.0000	0.0000	0	0.00
(ii)	Public	0	0	0	0.0000	0.0000	0	0.00
SUB TOTAL (C)(1) :		0	0	0	0.0000	0.0000	0	0.00



Grand Total (A) + (B) + (C) 4959 58,829,472.00 52516081 100.0000 100.0000 7380000 12.54

NOTES :

1) NAME, NUMBER OF SHARES HELD & PERCENTAGE OF ENTITIES / PERSONS HOLDING MORE THAN 1% OF THE TOTAL SHARES OF THE COMPANY IS AS PER ANNEXURE

Statement showing Shareholding of persons belonging to the category
"Promoter and Promoter Group"

As on : 31/03/2011

Sr.No	Name of the Shareholder	Total shares held		Shares pledged or otherwise encumbered		
		Number of shares	As a % of grand total (A)+(B)+(C)	Number	As a percentage	As a % of grand total (A)+(B)+(C) of sub-clause (I)(a)
(I)	(II)	(III)	(IV)	(V)	(VI)=(V)/(III)* 100	(VII)
1	ARCHANA MITTAL	25414710	43.2006	7380000	29.04	12.54
TOTAL :		25414710	43.2006	7380000	29.04	12.5447

PRINTED ON : 05/04/2011

PAGE NO : 1

Statement showing Shareholding of persons belonging to the category "Public" and holding more than 1% of the total number of shares

As on : 31/03/2011

Sr.No	Name of the shareholder	Number of shares	Shares as a percentage of total number of shares (i.e., Grand Total (A)+(B)+(C) indicated in Statement at para (I) (a) above)
1	TREE LINE ASIA MASTER FUND (SINGAPORE) PTE LTD	3176000	5.3987
2	NAISHADH JAWAHAR PALEJA	2976270	5.0591
3	FHJR PTE LTD	2925995	4.9737
4	MERRILL LYNCH CAPITAL MARKETS ESPANA S.A. S.V.	2799342	4.7584
5	MONEY MATTERS ADVISORY SERVICES LIMITED	1845510	3.1371
6	SAVIGA INVESTMENT HOLDINGS INC	1397495	2.3755
7	WARD FERRY MANAGEMENT LIMITED A/C WF ASIAN SMALLER COMPANIES FUND I	1338595	2.2754
8	RELIANCE CAPITAL TRUSTEE CO LTD A/C-RELIANCE REGULAR SAVINGS FUND-EQU	1310273	2.2272
9	DEEKAY FINEX AND TRAVELS PRIVATE LIMITED	1000000	1.6998
10	CITIGROUP GLOBAL MARKETS MAURITIUS PRIVATE LIMITED	844714	1.4359
11	LUCKPRO PTE LIMITED	750000	1.2749
12	DAGA SANDEEP RAMDAS	750000	1.2749
13	WARD FERRY MANAGEMENT LIMITED A/C WF INDIA RECONNAISSANCE FUND LIMIT	670000	1.1389
14	HANDELSBANKENS TILLVAXTMARKNADSFOND	588423	1.0002
TOTAL :		22372617	38.0296

Printed Date : 05/04/2011

PAGE NO : 1

Print Date : 05/04/2011

Page 4 of 6



Statement showing details of locked-in shares


AS ON : 31/03/2011

Sr.No	Name of the shareholder	Number of locked-in shares	Locked-in shares as a percentage of total number of shares {i.e., Grand Total (A)+(B)+(C) indicated in Statement at para (I)(a) above}
1		NIL	
TOTAL:			



Statement showing details of Depository Receipts (DRs)

Sr.No.	Type of Outstanding DR (ADRs,GDRs,SDRs etc.)	No of Outstanding DRs.	No of Shares underlying outstanding DRs.	Shares underlying outstanding DRs as a Percentage of total number of shares (i.e Grand Total (A)+ (B) + (C) Indicated in statement at para(I) (a) above)
1	GDRs			
TOTAL:			NIL	



(II) (b) Statement showing holding of Depository Receipts (DRs) , where underlying shares held by 'promoter / promoter group ' are in excess of 1% of the total number of shares.

Sr.No.	Name of the DR Holder	Type of Outstanding DR (ADRs,GDRs,SDRs etc.)	No.of Shares underlying outstanding DRs.	Shares underlying outstanding DRs.as a Percentage of total number of shares (i.e Grand Total (A)+(B)+(C) Indicated in statement at Para (I) (a) above)
1		— NIL —		
TOTAL :				

